

AEROEVAPORATORI CUBICI A SOFFITTO
tubo rigato Ø 500
Ceiling cubic unit coolers
rifled tube Ø 500



RIVACOLD

Tabella / Table

(A)	RCBR1500606 RCBR1500606ED RCBR1500806 RCBR1500806ED RCBR1500610 RCBR1500610ED RCBR1500810 RCBR1500810ED
(B)	RCBR2500606 RCBR2500606ED RCBR2500806 RCBR2500806ED RCBR2500610 RCBR2500610ED RCBR2500810 RCBR2500810ED
(C)	RCBR3500606 RCBR3500606ED RCBR3500806 RCBR3500806ED RCBR3500610 RCBR3500610ED RCBR3500810 RCBR3500810ED
(D)	RCBR4500606 RCBR4500606ED RCBR4500610 RCBR4500610ED



Ø 500

Aeroevaporatori cubici a soffitto RCBR tubo rigato

RIVACOLD

RCBR Ceiling cubic unit coolers rifled tube

Caratteristiche generali

Gli aeroevaporatori della serie RCBR sono stati ideati per essere installati in celle frigorifere per la conservazione di prodotti freschi e congelati. Questa gamma permette di coprire rese elevate con una notevole riduzione degli ingombri e conseguente risparmio nella carica di gas. La gamma RCBR è disponibile con due differenti passi alette (6mm,10mm) ciascuna comprendente 2 diversi numeri di ranghi, ognuno specifico a seconda dell'applicazione richiesta. Tutti i modelli sono realizzati con geometria 37,5 x 32,5 e tubo da 12 mm rigato. Tutti i modelli sono dotati di un motoventilatore a due velocità utilizzabili a seconda dell'applicazione richiesta. La serie ED, fornita di resistenze di sbrinamento già montate, è adatta per essere utilizzata alle basse temperature. Il funzionamento in modalità aspirante del motoventilatore, evita la formazione di condensa sulla ventola.

General features

RCBR range unit coolers have been designed to be installed inside cold rooms suited for fresh and frozen goods storage. This range reaches high capacities with a considerable reduction of dimensions and a subsequent decrease of the gas charge. RCBR range is available in 2 different fin spacing (6mm,10mm) each of them featured by 2 different rows specific for any applications needed.

All models have been designed with a 37,5 x 32,5 geometry and a 12mm rifled tube.

All models are equipped with fan motors of double speed giving the opportunity of using the proper version according to the application needed.

The ED version is supplied with mounted defrosting heaters and is suitable for being used at low temperature applications.

The fan motors operate in the draw through mode and prevent the condensate forming on the fan.

Optional - *Optional items*

- Batteria verniciata
Varnished coil
- Resistenza per il tubo di scarico con alimentazione elettrica 220V/1/50Hz (per alimentazioni differenti contattare il nostro ufficio tecnico)
Drainage pipe heater of 220V/1/50Hz voltage (for different voltages please contact our technical dept)



lato collegamento elettrico.
electrical connection side.



lato collegamento frigorifero.
pipe connection side.

Manufacturing features

Batteria

La batteria è costruita con alette in alluminio, tubo in rame da 12 mm rigato e geometria 37,5 x 32,5. Gli RCBR si suddividono in 2 gruppi, ognuno specifico a seconda della temperatura cella richiesta (Tc): passo alette 6mm per Tc da -20°C a +10°C; passo alette 10mm per Tc da -35°C a +4°C. Ogni gruppo è a sua volta disponibile con 6 e 8 ranghi. La batteria viene collaudata con azoto ad una pressione di 25 bar.

Motoventilatore

Il motoventilatore utilizzato ha le seguenti caratteristiche:

- doppia velocità (1300 -1025 Rpm)
- costruito nel rispetto delle norme EN 60335-1, con protezione termica interna
- diametro ventola 500mm, rotore esterno
- alimentazione 400V/3/50-60Hz con possibilità di collegamento DELTA (1300 Rpm) e STAR (1025 Rpm)
- grado di protezione IP54
- classe di isolamento F
- temperatura di funzionamento da -40°C a +40°C
- non cablato
- esecuzione elettrica conforme alla direttiva 2006/95/CE Bassa Tensione

Carenatura

È realizzata in alluminio. Le soluzioni costruttive adottate conferiscono robustezza alla carenatura e garantiscono l'assenza di vibrazioni durante il funzionamento. Le viti, le rondelle e i dadi sono di acciaio inossidabile.

Coil

The coil is made of aluminium fins, 12 mm rifled copper tube and a geometry of 37,5 x 32,5. RCBR unit coolers can be classified in two groups according to the needed cold room temperature (Tc): 6mm fin spacing for a Tc from -20°C to +10°C; 10mm fin spacing for a Tc from -35°C to +4°C. Each fin spacing group is also available with 6 and 8 rows. The coils are tested with nitrogen at a pressure of 25 bar.

Fan motor

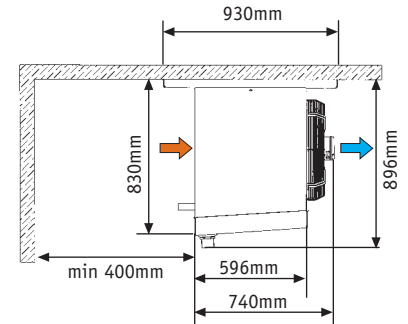
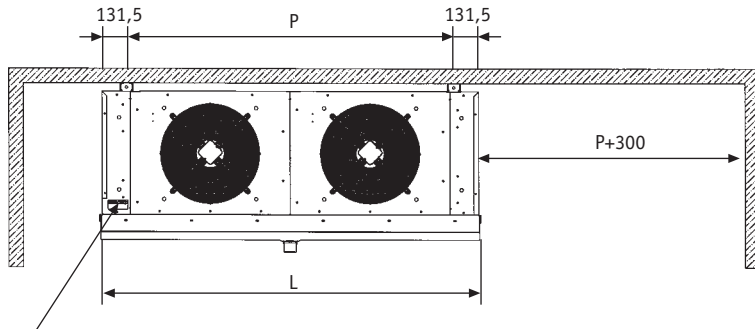
The fan motor model in use has the following features:

- double speed (1300 -1025 Rpm)
- manufactured following EN 60335-1 laws, with internal thermal protection
- fan diameter 500mm, external rotor
- power supply 400V/3/50-60Hz with two different wiring options: DELTA (1300 RPM) and STAR (1025 RPM)
- IP54 protection rate
- F insulation class
- operating temperature from -40°C to +40°C
- not wired
- electrics made in conformity with 2006/95/CE Low Tension directive

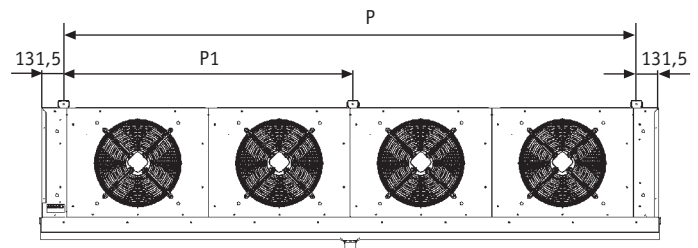
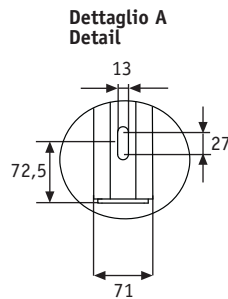
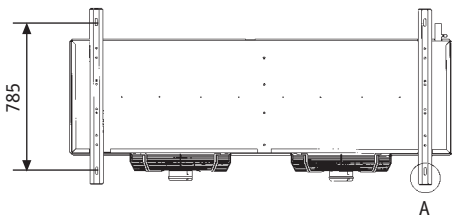
Housing

The housing is made of aluminium. The manufacturing solutions used give the housing strength and guarantee the absence of vibrations during the functioning. Screws, washers and nuts are made of stainless steel.





Etichetta di riconoscimento
Identifying label



Serie RCBR / RCBR Range

Modello Model	RCBR	1500606 - 1500606ED 1500806 - 1500806ED 1500610 - 1500610ED 1500810 - 1500810ED	2500606 - 2500606ED 2500610 - 2500610ED	2500806 - 2500806ED 2500810 - 2500810ED	3500606 - 3500606ED 3500610 - 3500610ED
Dimensioni Dimensions (mm)	P	890	1740	1740	2590
	P1	-	-	-	1738
	L	1179	2029	2029	2879
Attacchi Connections	Ø ingresso - Ø inlet	22 x 1mm	28 x 1,5mm	35 x 1,5mm	35 x 1,5mm
	Ø uscita - Ø outlet	35 x 1,5 mm	54 x 2mm	54 x 2mm	54 x 2mm
	Ø scarico - Ø drain	2" GAS	2" GAS	2" GAS	2" GAS

Serie RCBR / RCBR Range

Modello Model	RCBR	3500806 - 3500806ED 3500810 - 3500810ED	4500606 - 4500606ED 4500610 - 4500610ED
Dimensioni Dimensions (mm)	P	2590	3440
	P1	1738	1738
	L	2879	3729
Attacchi Connections	Ø ingresso - Ø inlet	35 x 1,5mm	35 x 1,5mm
	Ø uscita - Ø outlet	67 x 2,5mm	54 x 2mm
	Ø scarico - Ø drain	2" GAS	2" GAS

Technical features

Serie RCBR / RCBR Range		Bassa velocità / Low speed (1025 Rpm)							6 mm	Passo alette / Fin spacing
Modello Model	RCBR	1500606 1500606ED	1500806 1500806ED	2500606 2500606ED	2500806 2500806ED	3500606 3500606ED	3500806 3500806ED	4500606 4500606ED		
Capacità ΔT 10 T. cella +2°C Capacity ΔT 10 Room T. +2°C	kW	13,80	15,20	27,30	30,90	41,10	46,60	54,8		
Portata d'aria Air flow	m ³ /h	5674,0	5195,5	11348,0	10391,5	17021,5	15587,0	22695,5		
Freccia d'aria Air throw	m	17	16	19	19	21	20	22		
Superficie totale Total surface	m ²	32,5	43,4	65,1	86,8	97,6	130,0	130,0		
Peso netto Net weight	vers. standard standard vers.	kg	75,8	82,1	123,8	136,8	185,2	202,6	218,8	
	vers. ED ED vers.	kg	80,3	86,6	131,8	144,8	196,9	214,3	234,2	

Serie RCBR / RCBR Range		Alta velocità / High speed (1300 Rpm)							6 mm	Passo alette / Fin spacing
Modello Model	RCBR	1500606 1500606ED	1500806 1500806ED	2500606 2500606ED	2500806 2500806ED	3500606 3500606ED	3500806 3500806ED	4500606 4500606ED		
Capacità ΔT 10 T. cella +2°C Capacity ΔT 10 Room T. +2°C	kW	16,50	18,60	32,40	38,20	48,80	57,70	65,3		
Portata d'aria Air flow	m ³ /h	7788,5	7201,5	15576,5	14402,5	23365,0	21604,0	31153,0		
Freccia d'aria Air throw	m	21	21	25	25	28	27	29		
Superficie totale Total surface	m ²	32,5	43,4	65,1	86,8	97,6	130,0	130,0		
Peso netto Net weight	vers. standard standard vers.	kg	75,8	82,1	123,8	136,8	185,2	202,6	218,8	
	vers. ED ED vers.	kg	80,3	86,6	131,8	144,8	196,9	214,3	234,2	

Serie RCBR / RCBR Range		Bassa velocità / Low speed (1025 Rpm)							10 mm	Passo alette / Fin spacing
Modello Model	RCBR	1500610 1500610ED	1500810 1500810ED	2500610 2500610ED	2500810 2500810ED	3500610 3500610ED	3500810 3500810ED	4500610 4500610ED		
Capacità ΔT 10 T. cella -20°C Capacity ΔT 10 Room T. -20°C	kW	9,43	10,60	18,30	22,00	27,70	33,4	37,0		
Portata d'aria Air flow	m ³ /h	6451,0	6032,5	12902,0	12065,0	19353,0	18098,0	25804,0		
Freccia d'aria Air throw	m	17	17	19	19	21	20	23		
Superficie totale Total surface	m ²	20,9	27,9	41,8	55,7	62,7	83,6	83,6		
Peso netto Net weight	vers. standard standard vers.	kg	74,4	80,3	121,0	133,1	177,1	197,2	213,3	
	vers. ED ED vers.	kg	78,9	84,8	129,0	141,1	188,8	208,9	228,7	

Tecnical features

Serie RCBR / RCBR Range		Alta velocità / High speed (1300 Rpm)							10 mm	Passo alette / Fin spacing
Modello Model	RCBR	1500610	1500810	2500610	2500810	3500610	3500810	4500610		
		1500610ED	1500810ED	2500610ED	2500810ED	3500610ED	3500810ED	4500610ED		
Capacità ΔT 10 T. cella -20°C Capacity ΔT 10 Room T. -20°C	kW	10,80	12,20	20,90	25,70	31,60	39,10	42,40		
Portata d'aria Air flow	m ³ /h	8848,5	8082,0	16897,5	16163,5	25346,0	24245,0	33794,5		
Freccia d'aria Air throw	m	23	22	25	25	28	28	30		
Superficie totale Total surface	m ²	20,9	27,9	41,8	55,7	62,7	83,6	83,6		
Peso netto Net weight	vers. standard standard vers.	kg	74,4	80,3	121,0	133,1	177,1	197,2	213,3	
	vers. ED ED vers.	kg	78,9	84,8	129,0	141,1	188,8	208,9	228,7	

Serie RCBR / RCBR Range									
Modello Model	RCBR	1500606	1500806	2500606	2500806	3500606	3500806	4500606	
		1500606ED	1500806ED	2500606ED	2500806ED	3500606ED	3500806ED	4500606ED	
		1500610	1500810	2500610	2500810	3500610	3500810	4500610	
		1500610ED	1500810ED	2500610ED	2500810ED	3500610ED	3500810ED	4500610ED	
Volume circuito evaporatore Unit cooler volume circuit	dm ³	9,72	13,0	20,1	26,4	29,8	39,7	39,5	
Motoventilatori Fan motors	n x Ømm	1x500	1x500	2x500	2x500	3x500	3x500	4x500	
Assorbimento motori (*) Motor power consumption	rpm 1300	A	1,70	1,70	3,40	3,40	5,10	5,10	6,80
		W	770	770	1540	1540	2310	2310	3080
Assorbimento motori (*) Motor power consumption	rpm 1025	A	0,84	0,84	1,68	1,68	2,52	2,52	3,36
		W	490	490	980	980	1470	1470	1960
Sbrinamento elettrico (*) Electrical defrost	W	5600	5600	10400	10400	15040	15040	19840	

(*) Alimentazione elettrica: motoventilatori 400V/3/50Hz, sbrinamento elettrico predisposto per 400V/3/50Hz
Power supply : fan motors 400V/3/50Hz, electrical defrost preset for 400V/3/50Hz

Scelta evaporatore

Ø 500



Model choice

Per una corretta scelta dell'evaporatore, utilizzare le tabelle "potenza frigorifera". Nelle tabelle vengono riportate le rese frigorifere calcolate per un range di temperatura cella (T_c) che varia in funzione del numero ranghi, del passo alette e della velocità del motoventilatore. Per ogni passo alette si consiglia la seguente applicazione: passo alette 6 mm, utilizzo ad una $T_c \geq -15^\circ\text{C}$; passo alette 10 mm, utilizzo ad una temperatura cella $\geq -35^\circ\text{C}$.

Inoltre tali rese vengono calcolate in funzione di un ΔT (differenza tra la temperatura dell'aria in entrata e la temperatura di evaporazione del refrigerante) che va da 5°C a 10°C , utilizzando come refrigerante il gas R404A.

Impiegando altri refrigeranti, la capacità va moltiplicata per il fattore correttivo di seguito riportato: R134a=0,91; R507/R404A=1.

I parametri per la scelta dell'evaporatore sono: la temperatura della cella, il valore ΔT ed il carico termico. Nella colonna corrispondente alla temperatura cella desiderata, sceglieremo il modello che in corrispondenza del ΔT richiesto, avrà una resa uguale o superiore al carico termico.

For a correct choice of the unit cooler, use the "refrigerating output" tables.

In these tables are quoted the refrigerating capacities calculated for a cold room temperature (T_c) that changes according to the rows number, fin spacing and the motor fan speed of the unit cooler. For each different type of fin spacing we recommend to use the following applications: 6 mm fin spacing, $T_c \geq -15^\circ\text{C}$; 10 mm fin spacing, $T_c \geq -35^\circ\text{C}$.

Those capacities are calculated on the base of a ΔT value (i.e. difference between the inlet air temperature and the gas evaporating temperature) from 5 to 10, by using R404A gas.

In case of a different gas in use, the capacity is to be multiplied by the relevant corrective factor:

R134a = 0,91; R507/R404A = 1.

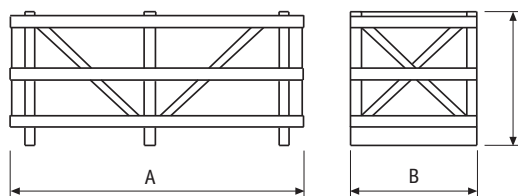
The parameters valid for the unit cooler choice are the following ones: the cold room temperature, the ΔT value and the heat load.

In the column corresponding to the requested cold room temperature we will choose the model that, matching the line of the requested ΔT , will have a capacity equal or bigger than the heat load.

Dimensioni imballi

Packages dimensions

Codice Code	Dimensione imballo evaporatore Evaporator package dimensions			
	A mm	B mm	H mm	Peso Weight Kg
RCB150	1330	993	1089	44,4
RCB250	2180	993	1089	69,5
RCB350	3030	993	1089	90,0
RCB450	3880	993	1089	100,0



Bassa velocità / Low speed (1025 Rpm)

RCBR1500606 RCB1500606ED			6 mm Passo alette / Fin spacing				6 Numero ranghi / Rows number							
Tc			-20°C*	-15°C	-10°C	-5°C	0°C	2°C	4°C	6°C	8°C	10°C	12°C	15°C
ΔT 10	UR/RH 76%	kW	10,70	11,50	12,10	12,80	13,60	13,80	14,00	14,20	14,40	14,70	15,00	15,45
ΔT 9	UR/RH 79%	kW	9,90	10,40	11,00	11,70	12,50	12,60	12,80	13,00	13,20	13,50	13,80	14,25
ΔT 8	UR/RH 82%	kW	9,00	9,43	9,96	10,60	11,30	11,40	11,50	11,70	11,90	12,20	12,50	12,95
ΔT 7	UR/RH 85%	kW	8,05	8,40	8,85	9,38	10,00	10,10	10,20	10,40	10,70	10,90	11,20	11,65
ΔT 6	UR/RH 89%	kW	6,96	7,33	7,74	8,22	8,84	8,94	9,04	9,20	9,49	9,76	10,00	13,36
ΔT 5	UR/RH 93%	kW	5,91	6,22	6,58	7,02	7,61	7,69	7,80	8,02	8,27	8,54	8,84	9,29

Bassa velocità / Low speed (1025 Rpm)

RCBR1500806 RCB1500806ED			6 mm Passo alette / Fin spacing				8 Numero ranghi / Rows number							
Tc			-20°C*	-15°C	-10°C	-5°C	0°C	2°C	4°C	6°C	8°C	10°C	12°C	15°C
ΔT 10	UR/RH 76%	kW	11,40	12,30	13,00	13,90	14,90	15,20	15,40	15,70	16,00	16,30	16,80	17,55
ΔT 9	UR/RH 79%	kW	10,60	11,20	12,00	12,80	13,70	13,90	14,20	14,40	14,70	15,00	15,50	16,25
ΔT 8	UR/RH 82%	kW	9,66	10,20	10,80	11,60	12,40	12,60	12,80	13,00	13,30	13,70	14,10	14,70
ΔT 7	UR/RH 85%	kW	8,68	9,10	9,67	10,30	11,10	11,30	11,40	11,60	11,90	12,30	12,60	13,05
ΔT 6	UR/RH 89%	kW	7,53	7,99	8,49	9,08	9,82	9,96	10,10	10,30	10,70	11,00	11,30	11,75
ΔT 5	UR/RH 93%	kW	6,44	6,81	7,24	7,80	8,49	8,60	8,73	9,01	9,32	9,66	10,00	10,51

Bassa velocità / Low speed (1025 Rpm)

RCBR2500606 RCB2500606ED			6 mm Passo alette / Fin spacing				6 Numero ranghi / Rows number							
Tc			-20°C*	-15°C	-10°C	-5°C	0°C	2°C	4°C	6°C	8°C	10°C	12°C	15°C
ΔT 10	UR/RH 76%	kW	20,70	22,30	23,60	25,10	26,80	27,30	27,70	28,00	28,60	29,10	29,80	30,85
ΔT 9	UR/RH 79%	kW	19,20	20,30	21,60	23,00	24,60	25,00	25,30	25,70	26,10	26,80	27,40	28,30
ΔT 8	UR/RH 82%	kW	17,50	18,50	19,60	20,80	22,30	22,60	22,90	23,20	23,60	24,30	24,90	25,80
ΔT 7	UR/RH 85%	kW	15,70	16,50	17,40	18,50	19,90	20,10	20,30	20,60	21,20	21,70	22,30	23,20
ΔT 6	UR/RH 89%	kW	13,60	14,40	15,30	16,30	17,50	17,70	17,90	18,30	18,90	19,40	20,00	20,90
ΔT 5	UR/RH 93%	kW	11,60	12,30	13,00	13,90	15,10	15,30	15,50	16,00	16,50	17,00	17,60	18,50

Bassa velocità / Low speed (1025 Rpm)

RCBR2500806 RCB2500806ED			6 mm Passo alette / Fin spacing				8 Numero ranghi / Rows number							
Tc			-20°C*	-15°C	-10°C	-5°C	0°C	2°C	4°C	6°C	8°C	10°C	12°C	15°C
ΔT 10	UR/RH 76%	kW	23,90	25,60	26,80	28,40	30,40	30,90	31,40	31,90	32,40	33,00	34,00	35,50
ΔT 9	UR/RH 79%	kW	22,10	23,20	24,50	26,10	27,90	28,30	28,70	29,10	29,70	30,40	31,20	32,40
ΔT 8	UR/RH 82%	kW	20,10	21,00	22,20	23,60	25,30	25,60	26,00	26,40	26,80	27,60	28,40	29,60
ΔT 7	UR/RH 85%	kW	17,90	18,70	19,70	21,00	22,50	22,80	23,10	23,40	24,10	24,70	25,50	26,70
ΔT 6	UR/RH 89%	kW	15,50	16,30	17,30	18,40	19,90	20,10	20,40	20,80	21,50	22,10	22,90	24,10
ΔT 5	UR/RH 93%	kW	13,20	13,90	14,70	15,80	17,10	17,30	17,60	18,20	18,80	19,40	20,20	21,40

Tc = temperatura cella / cold room temperature

(*) Per modelli passo alette 6 mm, si consiglia un utilizzo ad una Tc ≥ -15°C / For 6 mm fin spacing models we recommend to use the application Tc ≥ -15°C

Refrigerating output

Bassa velocità / Low speed (1025 Rpm)

RCBR3500606 RCBR3500606ED			6 mm Passo alette / Fin spacing				6 Numero ranghi / Rows number							
Tc			-20°C*	-15°C	-10°C	-5°C	0°C	2°C	4°C	6°C	8°C	10°C	12°C	15°C
ΔT 10	UR/RH 76%	kW	31,30	33,70	35,60	37,80	40,40	41,10	41,70	42,20	43,00	43,70	44,80	46,45
ΔT 9	UR/RH 79%	kW	29,00	30,70	32,60	34,70	37,00	37,60	38,10	38,60	39,30	40,20	41,20	42,70
ΔT 8	UR/RH 82%	kW	26,40	27,80	29,50	31,40	33,50	34,00	34,40	34,90	35,50	36,50	37,40	38,75
ΔT 7	UR/RH 85%	kW	23,60	24,80	26,30	27,90	29,90	30,20	30,50	31,00	31,80	32,60	33,50	34,85
ΔT 6	UR/RH 89%	kW	20,50	21,70	23,00	24,50	26,40	26,60	27,00	27,40	28,30	29,20	30,00	31,20
ΔT 5	UR/RH 93%	kW	17,50	18,50	19,60	20,90	22,70	23,00	23,30	24,00	24,70	25,60	26,40	27,60

Bassa velocità / low speed (1025 Rpm)

RCBR3500806 RCBR3500806ED			6 mm Passo alette / Fin spacing				8 Numero ranghi / Rows number							
Tc			-20°C*	-15°C	-10°C	-5°C	0°C	2°C	4°C	6°C	8°C	10°C	12°C	15°C
ΔT 10	UR/RH 76%	kW	36,40	38,80	40,50	43,00	45,90	46,60	47,40	48,00	48,80	49,70	51,10	53,20
ΔT 9	UR/RH 79%	kW	33,50	35,10	37,10	39,30	42,00	42,70	43,30	43,90	44,70	45,80	47,00	48,80
ΔT 8	UR/RH 82%	kW	30,50	31,70	33,50	35,50	38,00	38,60	39,10	39,60	40,40	41,60	42,70	44,35
ΔT 7	UR/RH 85%	kW	27,20	28,30	29,80	31,60	33,90	34,30	34,70	35,30	36,20	37,20	38,30	39,95
ΔT 6	UR/RH 89%	kW	23,50	24,70	26,00	27,70	29,90	30,30	30,70	31,20	32,30	33,30	34,40	36,05
ΔT 5	UR/RH 93%	kW	19,90	21,00	22,20	23,70	25,80	26,10	26,50	27,30	28,20	29,20	30,30	31,95

Bassa velocità / Low speed (1025 Rpm)

RCBR4500606 RCBR4500606ED			6 mm Passo alette / Fin spacing				6 Numero ranghi / Rows number							
Tc			-20°C*	-15°C	-10°C	-5°C	0°C	2°C	4°C	6°C	8°C	10°C	12°C	15°C
ΔT 10	UR/RH 76%	kW	41,90	45,10	47,60	50,60	53,90	54,80	55,60	56,30	57,40	58,30	59,80	62,05
ΔT 9	UR/RH 79%	kW	38,70	41,00	43,60	46,30	49,50	50,20	50,80	51,60	52,40	53,70	55,00	56,95
ΔT 8	UR/RH 82%	kW	35,30	37,20	39,40	41,90	44,70	45,40	45,90	46,60	47,40	48,70	49,90	51,70
ΔT 7	UR/RH 85%	kW	31,60	33,20	35,10	37,20	39,80	40,30	40,70	41,40	42,50	43,50	44,70	46,50
ΔT 6	UR/RH 89%	kW	27,40	29,00	30,70	32,70	35,20	35,60	36,00	36,60	37,80	38,90	40,10	41,90
ΔT 5	UR/RH 93%	kW	23,40	24,70	26,10	28,00	30,30	30,60	31,10	32,00	33,00	34,10	35,20	36,85

Tc = temperatura cella / cold room temperature

(*) Per modelli passo alette 6 mm, si consiglia un utilizzo ad una Tc ≥ -15°C / For 6 mm fin spacing models we recommend to use the application Tc ≥ -15°C

Alta velocità / High speed (1300 Rpm)

RCBR1500606 RCBR1500606ED			6 mm Passo alette / Fin spacing								6 Numero ranghi / Rows number			
Tc			-20°C*	-15°C	-10°C	-5°C	0°C	2°C	4°C	6°C	8°C	10°C	12°C	15°C
ΔT 10	UR/RH 76%	kW	12,40	13,50	14,30	15,20	16,30	16,50	16,70	16,90	17,20	17,50	17,90	18,50
ΔT 9	UR/RH 79%	kW	11,50	12,30	13,10	14,00	14,90	15,10	15,30	15,50	15,70	16,10	16,50	17,10
ΔT 8	UR/RH 82%	kW	10,50	11,20	11,90	12,60	13,50	13,60	13,80	14,00	14,20	14,60	14,90	15,35
ΔT 7	UR/RH 85%	kW	9,37	9,99	10,60	11,20	12,00	12,10	12,30	12,40	12,70	13,00	13,40	14,00
ΔT 6	UR/RH 89%	kW	8,23	8,75	9,28	9,88	10,60	10,70	10,80	11,00	11,30	11,60	12,00	12,60
ΔT 5	UR/RH 93%	kW	7,02	7,44	7,91	8,45	9,11	9,19	9,34	9,59	9,88	10,20	10,50	10,95

Alta velocità / High speed (1300 Rpm)

RCBR1500806 RCBR1500806ED			6 mm Passo alette / Fin spacing								8 Numero ranghi / Rows number			
Tc			-20°C*	-15°C	-10°C	-5°C	0°C	2°C	4°C	6°C	8°C	10°C	12°C	15°C
ΔT 10	UR/RH 76%	kW	13,30	14,50	15,80	17,00	18,30	18,60	18,90	19,20	19,60	20,00	20,60	21,50
ΔT 9	UR/RH 79%	kW	12,40	13,50	14,40	15,50	16,80	17,10	17,40	17,70	18,00	18,50	19,00	19,75
ΔT 8	UR/RH 82%	kW	11,40	12,30	13,10	14,00	15,10	15,40	15,60	15,90	16,20	16,60	17,10	17,85
ΔT 7	UR/RH 85%	kW	10,30	11,00	11,70	12,60	13,50	13,70	13,90	14,10	14,50	14,90	15,30	15,90
ΔT 6	UR/RH 89%	kW	9,10	9,66	10,30	11,10	12,00	12,20	12,30	12,60	13,00	13,40	13,80	14,40
ΔT 5	UR/RH 93%	kW	7,74	8,28	8,84	9,53	10,40	10,50	10,70	11,00	11,40	11,70	12,20	12,95

Alta velocità / High speed (1300 Rpm)

RCBR2500606 RCBR2500606ED			6 mm Passo alette / Fin spacing								6 Numero ranghi / Rows number			
Tc			-20°C*	-15°C	-10°C	-5°C	0°C	2°C	4°C	6°C	8°C	10°C	12°C	15°C
ΔT 10	UR/RH 76%	kW	23,70	26,00	27,80	29,80	31,90	32,40	32,90	33,40	34,00	34,60	35,50	36,85
ΔT 9	UR/RH 79%	kW	22,10	23,80	25,60	27,40	29,30	29,70	30,10	30,60	31,10	31,90	32,60	33,65
ΔT 8	UR/RH 82%	kW	20,30	21,70	23,20	24,80	26,60	26,90	27,20	27,70	28,20	28,90	29,60	30,65
ΔT 7	UR/RH 85%	kW	18,10	19,50	20,70	22,10	23,70	24,00	24,30	24,60	25,20	25,90	26,50	27,40
ΔT 6	UR/RH 89%	kW	16,00	17,10	18,20	19,50	21,00	21,20	21,50	21,80	22,50	23,10	23,80	24,85
ΔT 5	UR/RH 93%	kW	13,70	14,60	15,60	16,70	18,10	18,20	18,50	19,10	19,60	20,30	20,90	21,80

Alta velocità / High speed (1300 Rpm)

RCBR2500806 RCBR2500806ED			6 mm Passo alette / Fin spacing								8 Numero ranghi / Rows number			
Tc			-20°C*	-15°C	-10°C	-5°C	0°C	2°C	4°C	6°C	8°C	10°C	12°C	15°C
ΔT 10	UR/RH 76%	kW	28,10	30,50	32,70	35,00	37,50	38,20	38,80	39,30	40,10	40,80	41,90	43,55
ΔT 9	UR/RH 79%	kW	26,10	28,20	29,80	32,20	34,50	35,00	35,50	36,10	36,70	37,60	38,50	39,85
ΔT 8	UR/RH 82%	kW	23,90	25,60	27,00	28,80	30,90	31,40	31,70	32,30	32,80	33,80	34,60	35,80
ΔT 7	UR/RH 85%	kW	21,50	22,70	24,10	25,70	27,60	27,90	28,20	28,70	29,40	30,20	31,00	32,20
ΔT 6	UR/RH 89%	kW	18,90	19,90	21,20	22,60	24,40	24,70	25,00	25,40	26,30	27,10	27,90	29,10
ΔT 5	UR/RH 93%	kW	16,00	17,00	18,10	19,40	21,00	21,30	21,60	22,20	22,90	23,70	24,50	25,70

Tc = temperatura cella / cold room temperature

(*) Per modelli passo alette 6 mm, si consiglia un utilizzo ad una Tc ≥ -15°C / For 6 mm fin spacing models we recommend to use the application Tc ≥ -15°C

Refrigerating output

Alta velocità / High speed (1300 Rpm)

RCBR3500606 RCBR3500606ED

6 mm Passo alette / Fin spacing 6 Numero ranghi / Rows number

Tc			-20°C*	-15°C	-10°C	-5°C	0°C	2°C	4°C	6°C	8°C	10°C	12°C	15°C
ΔT 10	UR/RH 76%	kW	36,00	39,30	41,90	44,90	48,00	48,80	49,50	50,20	51,10	52,00	53,30	55,25
ΔT 9	UR/RH 79%	kW	33,50	36,00	38,60	41,20	44,10	44,80	45,40	46,10	46,80	47,90	49,00	50,65
ΔT 8	UR/RH 82%	kW	30,70	32,80	35,00	37,40	40,00	40,50	41,00	41,70	42,40	43,50	44,50	46,00
ΔT 7	UR/RH 85%	kW	27,40	29,40	31,30	33,30	35,70	36,10	36,50	37,00	38,00	38,90	39,90	41,40
ΔT 6	UR/RH 89%	kW	24,20	25,80	27,50	29,30	31,50	31,80	32,30	32,80	33,80	34,80	35,70	37,05
ΔT 5	UR/RH 93%	kW	20,70	22,00	23,50	25,10	27,20	27,40	27,90	28,60	29,50	30,40	31,40	32,90

Alta velocità / High speed (1300 Rpm)

RCBR3500806 RCBR3500806ED

6 mm Passo alette / Fin spacing 8 Numero ranghi / Rows number

Tc			-20°C*	-15°C	-10°C	-5°C	0°C	2°C	4°C	6°C	8°C	10°C	12°C	15°C
ΔT 10	UR/RH 76%	kW	42,90	46,40	49,70	53,10	56,70	57,70	58,60	59,30	60,50	61,50	63,20	65,75
ΔT 9	UR/RH 79%	kW	39,80	42,80	45,70	48,70	52,10	52,90	53,60	54,40	55,30	56,70	58,10	60,20
ΔT 8	UR/RH 82%	kW	36,40	38,90	40,90	43,60	46,60	47,30	47,80	48,60	49,40	50,90	52,20	54,15
ΔT 7	UR/RH 85%	kW	32,70	34,40	36,50	38,80	41,60	42,10	42,60	43,30	44,30	45,50	46,70	48,50
ΔT 6	UR/RH 89%	kW	28,70	30,10	31,90	34,10	36,70	37,10	37,60	38,30	39,50	40,70	41,90	43,70
ΔT 5	UR/RH 93%	kW	24,30	25,70	27,30	29,20	31,70	32,00	32,50	33,40	34,50	35,70	36,90	38,70

Alta velocità / High speed (1300 Rpm)

RCBR4500606 RCBR4500606ED

6 mm Passo alette / Fin spacing 6 Numero ranghi / Rows number

Tc			-20°C*	-15°C	-10°C	-5°C	0°C	2°C	4°C	6°C	8°C	10°C	12°C	15°C
ΔT 10	UR/RH 76%	kW	48,20	52,60	56,10	60,00	64,20	65,30	66,20	67,10	68,30	69,50	71,20	73,75
ΔT 9	UR/RH 79%	kW	44,80	48,20	51,60	55,10	59,00	59,90	60,60	61,50	62,50	64,00	65,20	67,75
ΔT 8	UR/RH 82%	kW	41,10	43,90	46,80	50,00	53,40	54,10	54,70	55,70	56,50	58,10	59,40	61,35
ΔT 7	UR/RH 85%	kW	36,70	39,30	41,80	44,50	47,70	48,20	48,70	49,40	50,70	51,90	53,20	55,15
ΔT 6	UR/RH 89%	kW	32,40	34,50	36,70	39,10	42,10	42,50	43,10	43,80	45,20	46,40	47,70	49,65
ΔT 5	UR/RH 93%	kW	27,70	29,40	31,30	33,50	36,30	36,60	37,20	38,20	39,40	40,60	41,90	43,85

Tc = temperatura cella / cold room temperature

(*) Per modelli passo alette 6 mm, si consiglia un utilizzo ad una Tc ≥ -15°C / For 6 mm fin spacing models we recommend to use the application Tc ≥ -15°C

Bassa velocità / Low speed (1025 Rpm)

RCBR1500610 RCBR1500610ED			10 mm Passo alette / Fin spacing		6 Numero ranghi / Rows number							
Tc			-35°C	-30°C	-25°C	-20°C	-15°C	-10°C	-5°C	0°C	2°C	4°C
ΔT 10	UR/RH 76%	kW	7,25	8,10	8,82	9,43	9,95	10,50	11,00	11,70	11,90	12,00
ΔT 9	UR/RH 79%	kW	6,80	7,53	8,14	8,64	9,09	9,50	10,00	10,60	10,80	10,90
ΔT 8	UR/RH 82%	kW	6,28	6,90	7,39	7,81	8,15	8,55	9,01	9,59	9,71	9,82
ΔT 7	UR/RH 85%	kW	5,71	6,20	6,61	6,93	7,18	7,52	7,94	8,47	8,57	8,65
ΔT 6	UR/RH 89%	kW	5,08	5,46	5,77	6,01	6,24	6,56	6,95	7,46	7,54	7,62
ΔT 5	UR/RH 93%	kW	4,38	4,65	4,86	5,05	5,28	5,56	5,93	6,42	6,48	6,57

Bassa velocità / Low speed (1025 Rpm)

RCBR1500810 RCBR1500810ED			10 mm Passo alette / Fin spacing		8 Numero ranghi / Rows number							
Tc			-35°C	-30°C	-25°C	-20°C	-15°C	-10°C	-5°C	0°C	2°C	4°C
ΔT 10	UR/RH 76%	kW	7,76	8,81	9,77	10,60	11,30	11,90	12,60	13,40	13,70	13,90
ΔT 9	UR/RH 79%	kW	7,32	8,26	9,07	9,76	10,40	10,90	11,50	12,30	12,50	12,70
ΔT 8	UR/RH 82%	kW	6,82	7,62	8,30	8,87	9,28	9,81	10,40	11,10	11,30	11,50
ΔT 7	UR/RH 85%	kW	6,24	6,91	7,47	7,92	8,26	8,72	9,25	9,92	10,10	10,20
ΔT 6	UR/RH 89%	kW	5,60	6,13	6,57	6,85	7,22	7,63	8,13	8,77	8,88	9,00
ΔT 5	UR/RH 93%	kW	4,88	5,27	5,54	5,83	6,13	6,49	6,96	7,56	7,66	7,77

Bassa velocità / Low speed (1025 Rpm)

RCBR2500610 RCBR2500610ED			10 mm Passo alette / Fin spacing		6 Numero ranghi / Rows number							
Tc			-35°C	-30°C	-25°C	-20°C	-15°C	-10°C	-5°C	0°C	2°C	4°C
ΔT 10	UR/RH 76%	kW	13,70	15,40	17,00	18,30	19,50	20,60	21,80	23,10	23,50	23,80
ΔT 9	UR/RH 79%	kW	12,90	14,40	15,70	16,90	17,80	18,70	19,80	21,10	21,40	21,60
ΔT 8	UR/RH 82%	kW	12,00	13,30	14,40	15,30	16,00	16,90	17,90	19,00	19,30	19,50
ΔT 7	UR/RH 85%	kW	10,90	12,00	12,90	13,60	14,20	14,90	15,80	16,80	17,00	17,20
ΔT 6	UR/RH 89%	kW	9,75	10,60	11,30	11,80	12,30	13,00	13,80	14,80	15,00	15,20
ΔT 5	UR/RH 93%	kW	8,45	9,09	9,55	9,96	10,40	11,00	11,80	12,80	12,90	13,10

Bassa velocità / Low speed (1025 Rpm)

RCBR2500810 RCBR2500810ED			10 mm Passo alette / Fin spacing		8 Numero ranghi / Rows number							
Tc			-35°C	-30°C	-25°C	-20°C	-15°C	-10°C	-5°C	0°C	2°C	4°C
ΔT 10	UR/RH 76%	kW	16,80	18,80	20,60	22,00	23,30	24,30	26,00	27,60	28,00	28,40
ΔT 9	UR/RH 79%	kW	15,80	17,50	19,00	20,20	21,30	22,20	23,40	24,90	25,30	25,70
ΔT 8	UR/RH 82%	kW	14,60	16,00	17,30	18,30	19,00	20,00	21,10	22,50	22,80	23,10
ΔT 7	UR/RH 85%	kW	13,30	14,50	15,50	16,30	16,90	17,70	18,70	20,10	20,30	20,50
ΔT 6	UR/RH 89%	kW	11,90	12,80	13,50	14,00	14,70	15,50	16,40	17,70	17,90	18,10
ΔT 5	UR/RH 93%	kW	10,20	10,90	11,40	11,90	12,40	13,10	14,00	15,20	15,40	15,60

Tc = temperatura cella / cold room temperature

Refrigerating output

Bassa velocità / Low speed (1025 Rpm)

RCBR3500610 RCBR3500610ED			10 mm		Passo alette / Fin spacing		6		Numero ranghi / Rows number			
Tc			-35°C	-30°C	-25°C	-20°C	-15°C	-10°C	-5°C	0°C	2°C	4°C
ΔT 10	UR/RH 76%	kW	20,80	23,40	25,70	27,70	29,40	31,00	32,80	34,80	35,30	35,80
ΔT 9	UR/RH 79%	kW	19,50	21,80	23,80	25,40	26,90	28,20	29,80	31,70	32,10	32,50
ΔT 8	UR/RH 82%	kW	18,10	20,10	21,70	23,00	24,10	25,40	26,80	28,60	29,00	29,30
ΔT 7	UR/RH 85%	kW	16,60	18,10	19,40	20,50	21,30	22,40	23,70	25,30	25,60	25,80
ΔT 6	UR/RH 89%	kW	14,80	16,00	17,00	17,80	18,60	19,50	20,70	22,30	22,50	22,80
ΔT 5	UR/RH 93%	kW	12,80	13,70	14,40	15,00	15,70	16,60	17,70	19,20	19,40	19,70

Bassa velocità / Low speed (1025 Rpm)

RCBR3500810 RCBR3500810ED			10 mm		Passo alette / Fin spacing		8		Numero ranghi / Rows number			
Tc			-35°C	-30°C	-25°C	-20°C	-15°C	-10°C	-5°C	0°C	2°C	4°C
ΔT 10	UR/RH 76%	kW	25,80	28,70	31,30	33,40	35,30	36,60	39,10	41,60	42,20	42,80
ΔT 9	UR/RH 79%	kW	24,20	26,70	28,90	30,70	32,20	33,40	35,30	37,60	38,10	38,60
ΔT 8	UR/RH 82%	kW	22,30	24,50	26,20	27,70	28,70	30,10	31,80	33,90	34,40	34,80
ΔT 7	UR/RH 85%	kW	20,30	22,10	23,40	24,60	25,40	26,70	28,20	30,20	30,60	30,90
ΔT 6	UR/RH 89%	kW	18,10	19,40	20,50	21,20	22,10	23,30	24,70	26,60	26,90	27,20
ΔT 5	UR/RH 93%	kW	15,60	16,60	17,20	17,90	18,70	19,80	21,10	22,90	23,20	23,50

Bassa velocità / Low speed (1025 Rpm)

RCBR4500610 RCBR4500610ED			10 mm		Passo alette / Fin spacing		6		Numero ranghi / Rows number			
Tc			-35°C	-30°C	-25°C	-20°C	-15°C	-10°C	-5°C	0°C	2°C	4°C
ΔT 10	UR/RH 76%	kW	27,90	31,40	34,40	37,00	39,30	41,40	43,80	46,50	47,20	47,80
ΔT 9	UR/RH 79%	kW	26,30	29,20	31,80	34,00	35,90	37,60	39,80	42,30	42,80	43,40
ΔT 8	UR/RH 82%	kW	24,30	26,90	29,00	30,80	32,30	33,90	35,80	38,20	38,70	39,10
ΔT 7	UR/RH 85%	kW	22,20	24,30	26,00	27,40	28,40	29,90	31,60	33,80	34,20	34,50
ΔT 6	UR/RH 89%	kW	19,80	21,40	22,70	23,80	24,80	26,10	27,70	29,70	30,10	30,40
ΔT 5	UR/RH 93%	kW	17,10	18,30	19,20	20,00	21,00	22,20	23,60	25,60	25,80	26,20

Tc = temperatura cella / cold room temperature

Alta velocità / High speed (1300 Rpm)

RCBR1500610 RCBR1500610ED			10 mm Passo alette / Fin spacing						6 Numero ranghi / Rows number			
Tc			-35°C	-30°C	-25°C	-20°C	-15°C	-10°C	-5°C	0°C	2°C	4°C
ΔT 10	UR/RH 76%	kW	7,96	9,04	10,00	10,80	11,50	12,20	12,90	13,70	13,90	14,10
ΔT 9	UR/RH 79%	kW	7,50	8,44	9,28	9,97	10,60	11,10	11,70	12,50	12,60	12,80
ΔT 8	UR/RH 82%	kW	6,98	7,78	8,47	9,05	9,52	10,00	10,60	11,30	11,40	11,50
ΔT 7	UR/RH 85%	kW	6,38	7,05	7,60	8,03	8,45	8,88	9,39	10,00	10,10	10,20
ΔT 6	UR/RH 89%	kW	5,70	6,24	6,64	7,01	7,36	7,76	8,22	8,81	8,89	9,00
ΔT 5	UR/RH 93%	kW	4,95	5,34	5,66	5,95	6,21	6,55	6,98	7,54	7,60	7,71

Alta velocità / High speed (1300 Rpm)

RCBR1500810 RCBR1500810ED			10 mm Passo alette / Fin spacing						8 Numero ranghi / Rows number			
Tc			-35°C	-30°C	-25°C	-20°C	-15°C	-10°C	-5°C	0°C	2°C	4°C
ΔT 10	UR/RH 76%	kW	8,48	9,82	11,10	12,20	13,20	14,00	15,00	16,00	16,30	16,50
ΔT 9	UR/RH 79%	kW	8,05	9,26	10,40	11,30	12,10	12,90	13,70	14,70	14,90	15,10
ΔT 8	UR/RH 82%	kW	7,55	8,62	9,56	10,30	11,00	11,70	12,40	13,30	13,50	13,70
ΔT 7	UR/RH 85%	kW	6,96	7,84	8,60	9,21	9,80	10,40	11,10	11,90	12,00	12,20
ΔT 6	UR/RH 89%	kW	6,28	7,00	7,62	8,11	8,60	9,12	9,74	10,50	10,60	10,80
ΔT 5	UR/RH 93%	kW	5,52	6,06	6,52	6,92	7,33	7,79	8,35	9,06	9,16	9,30

Alta velocità / High speed (1300 Rpm)

RCBR2500610 RCBR2500610ED			10 mm Passo alette / Fin spacing						6 Numero ranghi / Rows number			
Tc			-35°C	-30°C	-25°C	-20°C	-15°C	-10°C	-5°C	0°C	2°C	4°C
ΔT 10	UR/RH 76%	kW	14,90	17,10	19,10	20,90	22,50	23,90	25,40	27,00	27,40	27,80
ΔT 9	UR/RH 79%	kW	14,10	16,10	17,80	19,30	20,70	21,80	23,10	24,60	25,00	25,30
ΔT 8	UR/RH 82%	kW	13,20	14,90	16,40	17,60	18,60	19,70	20,90	22,30	22,60	22,80
ΔT 7	UR/RH 85%	kW	12,10	13,50	14,70	15,70	16,60	17,50	18,60	19,80	20,00	20,30
ΔT 6	UR/RH 89%	kW	10,90	12,00	12,90	13,70	14,50	15,30	16,30	17,50	17,70	17,90
ΔT 5	UR/RH 93%	kW	9,48	10,30	11,00	11,70	12,30	13,00	13,90	15,00	15,10	15,30

Alta velocità / High speed (1300 Rpm)

RCBR2500810 RCBR2500810ED			10 mm Passo alette / Fin spacing						8 Numero ranghi / Rows number			
Tc			-35°C	-30°C	-25°C	-20°C	-15°C	-10°C	-5°C	0°C	2°C	4°C
ΔT 10	UR/RH 76%	kW	18,50	21,20	23,60	25,70	27,50	28,90	30,60	32,80	33,30	33,80
ΔT 9	UR/RH 79%	kW	17,50	19,90	21,90	23,70	25,10	26,50	28,10	29,90	30,30	30,70
ΔT 8	UR/RH 82%	kW	16,30	18,40	20,10	21,40	22,60	23,90	25,30	27,00	27,40	27,70
ΔT 7	UR/RH 85%	kW	15,00	16,70	18,00	19,20	20,10	21,30	22,50	24,10	24,40	24,60
ΔT 6	UR/RH 89%	kW	13,40	14,70	15,90	16,70	17,60	18,60	19,80	21,20	21,50	21,80
ΔT 5	UR/RH 93%	kW	11,70	12,60	13,50	14,20	14,90	15,80	16,90	18,30	18,50	18,80

Tc = temperatura cella / cold room temperature

Refrigerating output

Alta velocità / High speed (1300 Rpm)

RCBR3500610 RCBR3500610ED

10 mm Passo alette / Fin spacing 6 Numero ranghi / Rows number

Tc			-35°C	-30°C	-25°C	-20°C	-15°C	-10°C	-5°C	0°C	2°C	4°C
ΔT 10	UR/RH 76%	kW	22,70	26,00	29,00	31,60	33,90	36,10	38,20	40,70	41,30	41,80
ΔT 9	UR/RH 79%	kW	21,40	24,40	27,00	29,20	31,20	32,90	34,80	37,10	37,60	38,00
ΔT 8	UR/RH 82%	kW	20,00	22,50	24,70	26,60	28,10	29,70	31,40	33,50	33,90	34,30
ΔT 7	UR/RH 85%	kW	18,40	20,50	22,20	23,60	25,00	26,40	27,90	29,80	30,20	30,40
ΔT 6	UR/RH 89%	kW	16,50	18,20	19,50	20,70	21,80	23,10	24,50	26,30	26,50	26,90
ΔT 5	UR/RH 93%	kW	14,30	15,60	16,70	17,60	18,40	19,50	20,80	22,50	22,70	23,10

Alta velocità / High speed (1300 Rpm)

RCBR3500810 RCBR3500810ED

10 mm Passo alette / Fin spacing 8 Numero ranghi / Rows number

Tc			-35°C	-30°C	-25°C	-20°C	-15°C	-10°C	-5°C	0°C	2°C	4°C
ΔT 10	UR/RH 76%	kW	28,60	32,50	36,10	39,10	41,70	43,70	46,30	49,50	50,20	51,00
ΔT 9	UR/RH 79%	kW	27,00	30,50	33,50	36,00	38,10	40,00	42,30	45,10	45,70	46,30
ΔT 8	UR/RH 82%	kW	25,20	28,10	30,60	32,60	34,30	36,10	38,20	40,80	41,30	41,70
ΔT 7	UR/RH 85%	kW	23,00	25,50	27,30	29,10	30,40	32,10	33,90	36,30	36,70	37,00
ΔT 6	UR/RH 89%	kW	20,60	22,50	24,00	25,30	26,60	28,00	29,80	32,00	32,30	32,70
ΔT 5	UR/RH 93%	kW	17,90	19,20	20,40	21,40	22,60	23,80	25,40	27,50	27,80	28,20

Alta velocità / High speed (1300 Rpm)

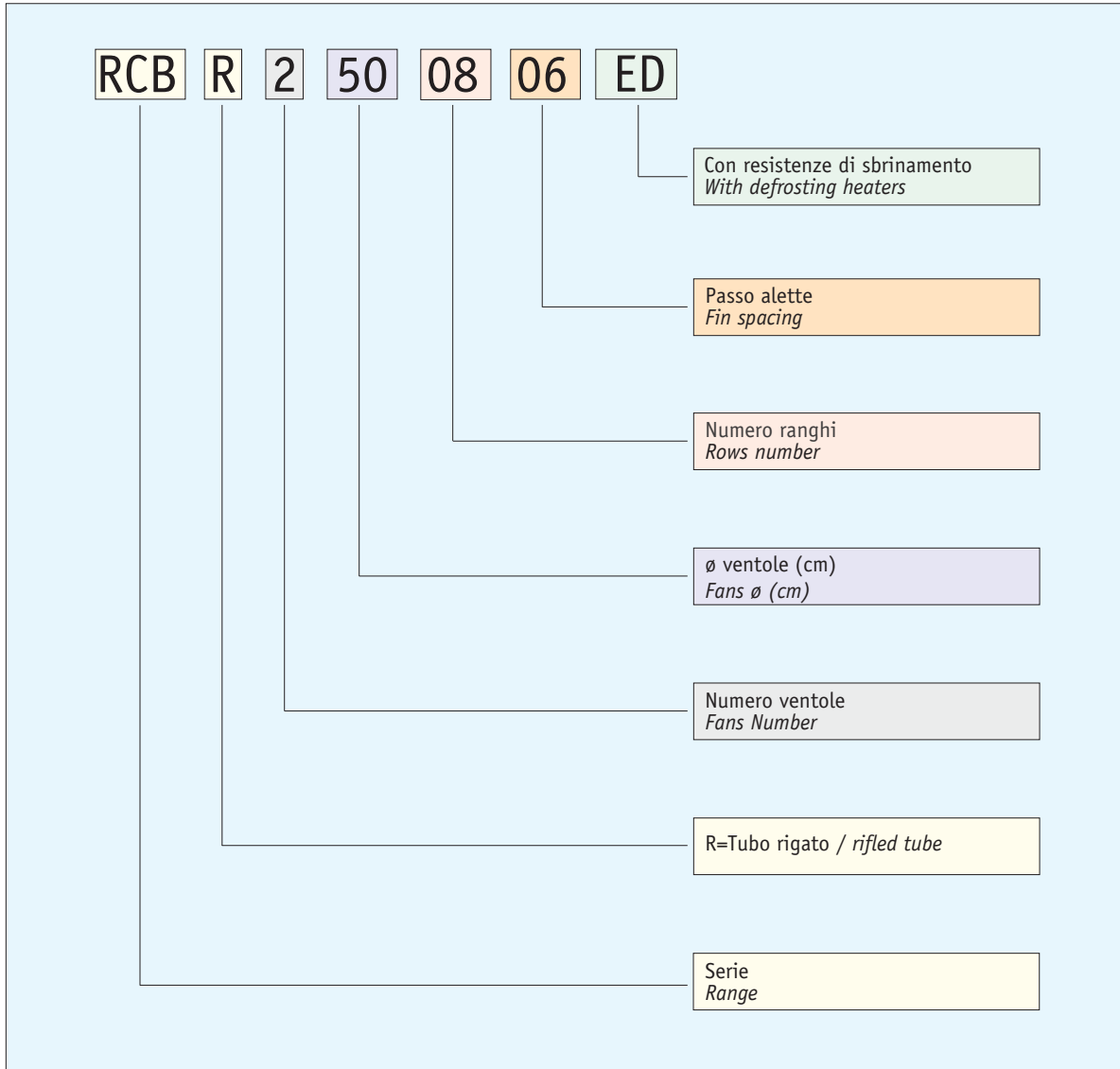
RCBR4500610 RCBR4500610ED

10 mm Passo alette / Fin spacing 6 Numero ranghi / Rows number

Tc			-35°C	-30°C	-25°C	-20°C	-15°C	-10°C	-5°C	0°C	2°C	4°C
ΔT 10	UR/RH 76%	kW	30,40	34,90	38,90	42,40	45,40	48,20	51,10	54,30	55,10	55,80
ΔT 9	UR/RH 79%	kW	28,80	32,70	36,10	39,10	41,70	43,90	46,50	49,50	50,20	50,80
ΔT 8	UR/RH 82%	kW	26,80	30,20	33,10	35,60	37,50	39,70	42,00	44,70	45,30	45,70
ΔT 7	UR/RH 85%	kW	24,70	27,40	29,80	31,60	33,40	35,20	37,30	39,80	40,20	40,60
ΔT 6	UR/RH 89%	kW	22,10	24,30	26,10	27,70	29,20	30,80	32,70	35,10	35,40	35,90
ΔT 5	UR/RH 93%	kW	19,20	20,90	22,30	23,50	24,60	26,10	27,80	30,00	30,30	30,80

Tc = temperatura cella / cold room temperature

LETTURA CODICE / MODEL DESIGNATION



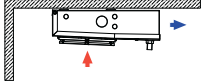
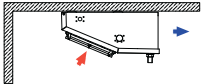
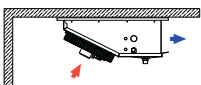
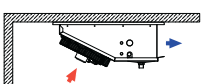

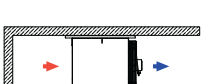

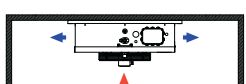
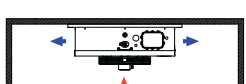
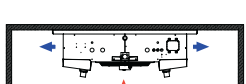
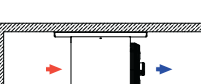
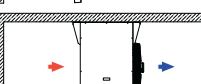
Per ulteriori informazioni, contattare il nostro ufficio tecnico / For further information, please contact our technical dept

Descrizione, dati tecnici e illustrazioni sono indicativi e non vincolanti. La Rivacold si riserva il diritto di modificare per intero o in parte le specifiche descritte nella presente documentazione senza preavviso e a beneficio della continuità produttiva, di utilizzare produttori alternativi di componenti previsti nel progetto

Descriptions, technical data and pictures are to be considered as a guide and not binding. Rivacold reserves the right to change in whole or part, the specification detailed in this documentation without prior notice and, when necessary to achieve continuous production, to use alternative manufactures of components for the design accomplishment

Aeroevaporatori Rivacold

Rivacold unit coolers

Serie Range	Potenza / Capacity								Ventole Fans	
	1000W	2000W	4000W	8000W	16000W	32000W	64000W	128000W		
RS	109 - 2640 w									1 - 4
RSV	350 - 2930 w									1 - 2
RSI 250	440 - 5380 w									1 - 4
RSI 350	1580 - 11600 w									2 - 4
RC	602 - 7380 w									1 - 4
RCS	410 - 8120 w									1 - 4
RCMR	1840 - 22400 w									1 - 4
RDF 250	400 - 5710 w									1 - 4
RDF 350	1630 - 17400 w									2 - 5
RDFR 500	3260 - 82050 w									1 - 4
RCBR 500	2950 - 59800 w									1 - 4
RCBR 630	3180 - 71200 w									1 - 4

RIVACOLD s.r.l.

Costruzione Gruppi Frigoriferi e Accessori
Via Sicilia, 7 - 61020 Montecchio PU - Italy
Tel. +39.0721.919911 - Fax +39.0721.490015
www.rivacold.com / info@rivacold.com



A Member of **RIVACOLD GROUP** 